


SWITCH

EC 5000 Ivory

EC 5001 White

EC 5002 Co-Al Ivory

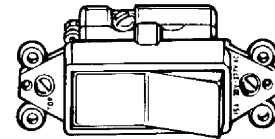
EC 5003 Co-Al White



DECORATOR SWITCH

EC 5004 Ivory

EC 5005 White




3-WAY SWITCH

EC 5006 Ivory

EC 5007 White

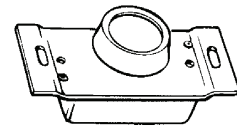
EC 5008 Co-Al Ivory

EC 5009 Co-Al White



DIMMER SWITCH


EC 5010



SWITCH

EC 5011 20 amp

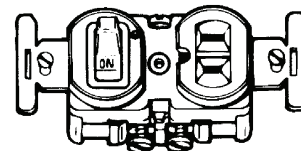
EC 5014 30 amp



SWITCH / RECEPTICAL

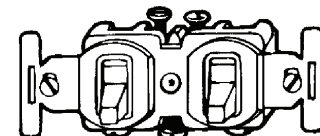
EC 5012 Ivory

EC 5013 White



DOUBLE SWITCH SINGLE POLE

EC 5013A



RECEPTACLES

EC 5015

Ivory

EC 5016

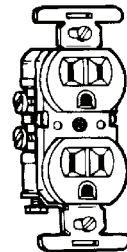
White

EC 5017

Co-Al Ivory

EC 5018

Co-Al White



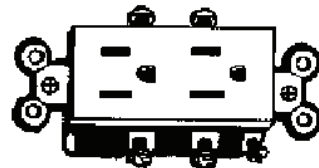
DECORATOR RECEPTACLE

EC 5019

Ivory


EC 5020

White



20 AMP 2 POLE 250 VOLT RECEPTACLE

EC 5022




GROUND FAULT RECEPTACLE

EC 5024

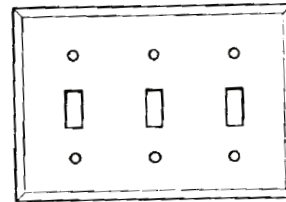

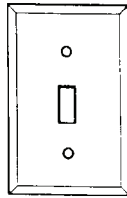
Ivory

EC 5025

White

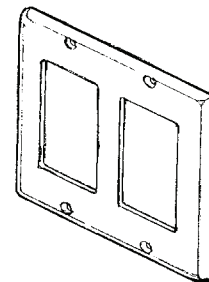
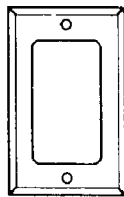


SWITCH PLATES



EC 5026	Ivory	1 Gang	EC 5027	White	1 Gang
EC 5028	Ivory	1 Gang Lg.	EC 5029	White	1 Gang Lg.
EC 5030	Ivory	1 Gang Jumbo	EC 5031	White	1 Gang Jumbo
EC 5032	Ivory	2 Gang	EC 5033	White	2 Gang
EC 5034	Ivory	2 Gang Lg.	EC 5035	White	2 Gang Lg.
EC 5040	Ivory	3 Gang	EC 5041	White	3 Gang

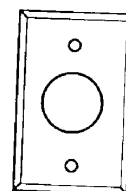
**DECORATOR / GROUND
FAULT PLATES**



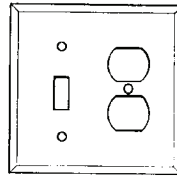
EC 5059	Ivory	1 Gang	EC 5060	White	1 Gang
EC 5061	Ivory	2 Gang	EC 5062	White	2 Gang

SINGLE RECEPTACLE PLATE

EC 5056



SWITCH / RECEPTACLE PLATE

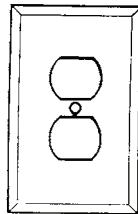


EC 5043 Ivory

EC 5044 White

EC 5042 White Large

RECEPTACLE PLATES

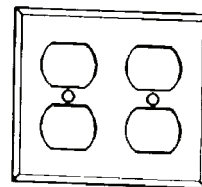


EC 5045 Ivory

EC 5047 Ivory Large

EC 5049 Ivory Jumbo

EC 5054 2 Gang Ivory



EC 5046 White

EC 5048 White Large

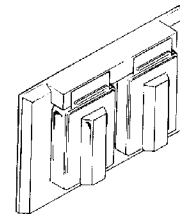
EC 5050 White Jumbo

EC 5055 2 Gang White

OUTDOOR RECEPTACLE PLATES

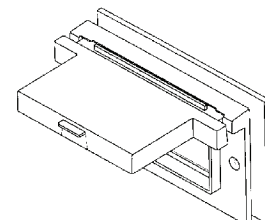
EC 5086 Single

EC 5087 Duplex



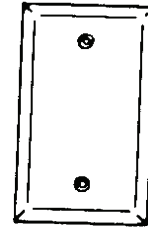
OUTDOOR GROUND FAULT PLATE

EC 5089



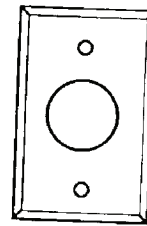
BLANK PLATE

- EC 5064** Ivory
- EC 5088** Outdoor
- EC 5063** White



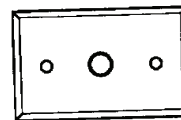
DRYER PLATE

- EC 5067** Chrome
- EC 5068** Oversized



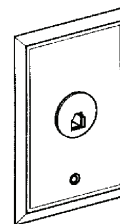
TELEPHONE / TV PLATE

- EC 5069**



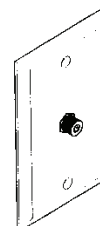
PHONE JACK PLATE

- EC 5070** Ivory
- EC 5071** White



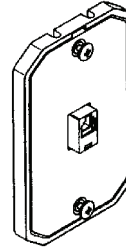
COAX ASSEMBLY PLATE

- EC 5073** Ivory
- EC 5074** White



WALL PHONE PLATE

- EC 5076 Ivory
- EC 5077 White




WALL PHONE PLATE SCREWS

- EC 5080 Ivory
- EC 5081 White



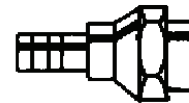
COAXIAL CABLE

- EC 5113



COAXIAL ENDS

- EC 5114



WIRE



W/G



THHN

- EC 5100 6-3 Per foot
- EC 5102 8-3 Per foot
- EC 5104 12-2 W/G 50 Feet
- EC 5106 12-2 UF 50 Feet
- EC 5108 14-2 W/G 250 Feet
- EC 5110 8 G Thhn Per foot
- EC 5112 12 G Thhn Per foot

- EC 5101 10-2 50 Feet
- EC 5103 10-2 W/G 250 Feet
- EC 5105 12-2 W/G 250 Feet
- EC 5107 12-3 UF 50 Feet
- EC 5109 14-2 W/G 50 Feet
- EC 5111 10 G Thhn Per foot

WIRE NUTS



EC 5118 Small Blue

EC 5119 Red

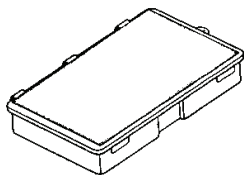
EC 5125 Large Blue

EC 5122 Orange

EC 5120 Yellow

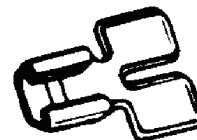
HVAC TERMINAL KIT

EC 5127




SPADE CLIP DOUBLE

EC 5128



CIRCLE CLIP

EC 5132



SPADE TERMINAL

EC 5131

EC 5133

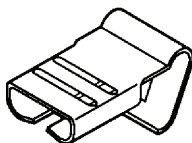
Female

Male



FLAG CLIP (HHEAT)

EC 5134 Female 12–10



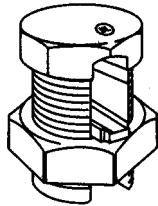
SPADE FLANGED 16–14

EC 5136



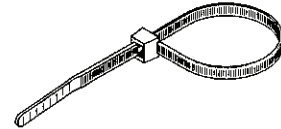
SPLIT BOLT CONNECTOR

EC 5139 8Th
EC 5140 6Th



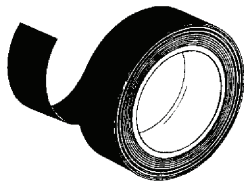
WIRE TIE

EC 5142



ELECTRICAL TAPE

EC 5143



CONTACT CLEANER

EC 5144




OXIGUARD CONTAX

EC 5145



ALLIGATOR CLIP

EC 5137 Small
EC 5138 Large



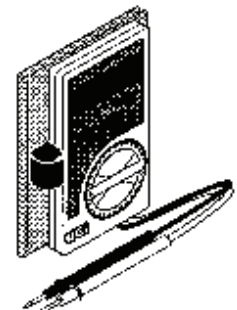
MULTI TESTER

EC 5146




DIGITAL METER

EC 5147




1/2" CONDUIT PVC

EC 5148




1/2" X 10 FT CONDUIT

EC 5149



3/4" CONDUIT—THINWALL

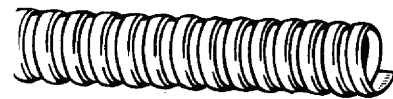
EC 5150



CONDUIT GREENFIELD

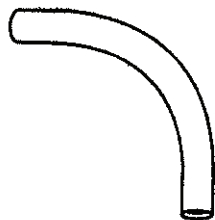
EC 5151 3/4"

EC 5152 1/2"



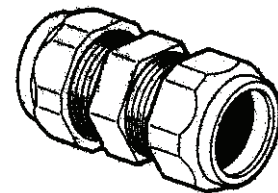
CONDUIT 1/2" 90

EC 5154




CONDUIT COUPLER 1/2"

EC 5155



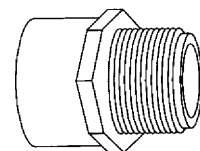
E.M.T. COUPLING 1/2"

EC 5155M



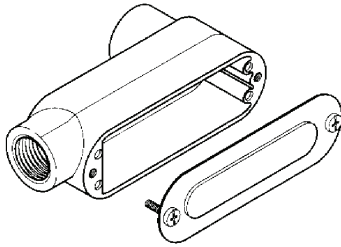
CONDUIT 1/2" M X S

EC 5156



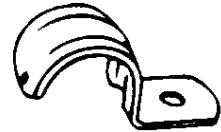
PULL L

EC 5157



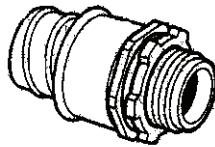
PIPE CLAMPS

EC 5160 1/2"
EC 5161 3/4"



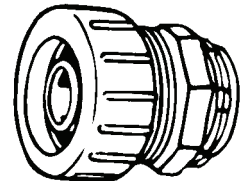
LIQUID TIGHT

EC 5165 1/2"
EC 5166 3/4"



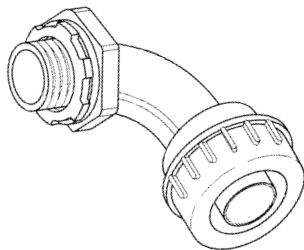
LIQUID TIGHT ST

EC 5167 3/4"
EC 5168 1/2"



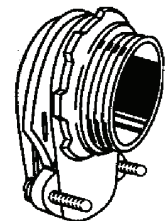
LIQUID TIGHT 90

EC 5169 1/2"
EC 5170 3/4"



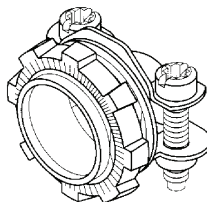
SQUEEZE CONNECTOR 90

EC 5173 1/2"
EC 5176 3/4"



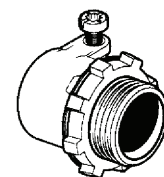
ROMEX CONNECTOR

EC 5174 1/2"
EC 5175 3/4"



SQUEEZE CONNECTORS

EC 5178 3/4"
EC 5179 1/2"

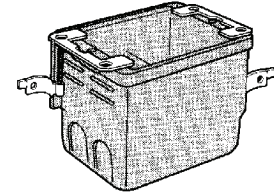


ROMEX STAPLES

EC 5177



RECEPTACLE BOX WITH EAR

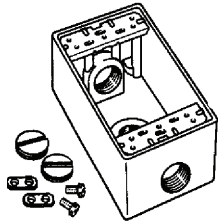


EC 5182 1 Gang

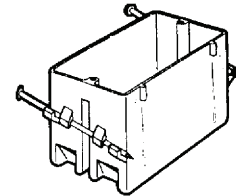
EC 5186 2 Gang

ELECTRICAL BOX ALUMINUM
Water proof

EC 5183



NAIL ON BOX

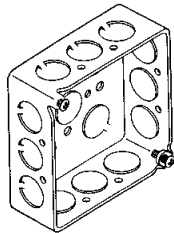


EC 5184 1 Gang

EC5188 2 Gang

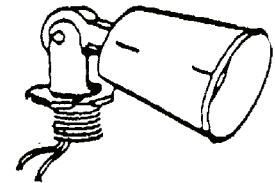
ELECTRIC BOX SQUARE

EC 5185



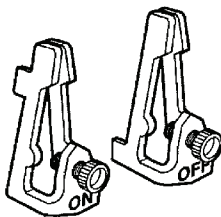
FLOOD LAMP HOLDER

EC 5860



TIME CLOCK TRIPPER

EC 5220


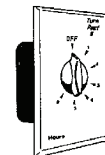


TIMERS

EC 5221 0 - 30 Min.

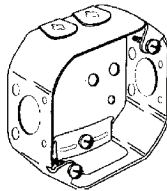
EC 5222 24 Hr. 120v

EC 5223 230v DP



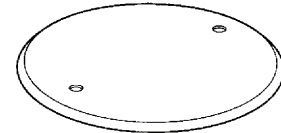
OCTAGON ELECTRIC BOX

EC 5189



CEILING BLANK PLATE

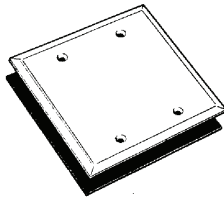
EC 5190



ELECTRICAL PLATE

2 Gang, Waterproof

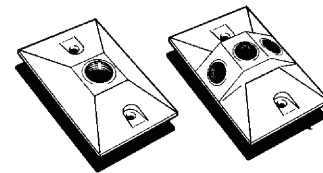
EC 5092



LAMPHOLDER COVER

EC 5095 1 Hole

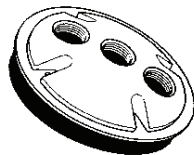
EC 5096 3



LAMPHOLDER COVER

Round Waterproof Cover

EC 5097




FLASH LIGHT

EC 5249



LAMP CORD



EC 5098

Brown

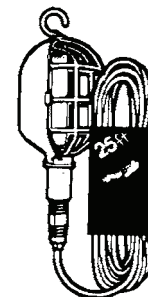
EC 5099

White

DROP LIGHT


50' Extension cord

EC 5250



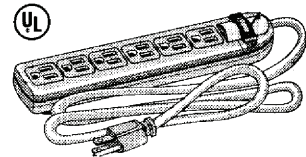
EXTENSION CORDS

EC 5251 100' Heavy Duty
EC 5253 50' Heavy Duty




EXTENSION CORD 6 PLUG

EC 5252



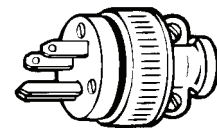
EXTENSION CORD CONNECTOR

EC 5254



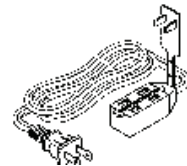
EXTENSION CORD MALE PLUG

EC 5255



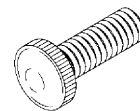
EXTENSION CORD INDOOR

EC 5256



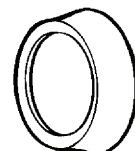
KNARLED THUMB SCREW

EC 5257

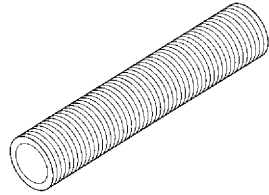


SWITCH KNOB

EC 5258




NIPPLES 1/8 IP X 2"



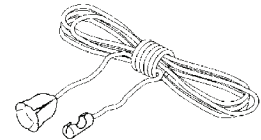
EC 5262

**WALNUT PULL CHAIN
KNOB**



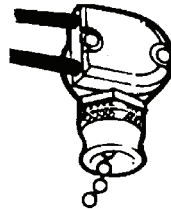
EC 5259

**PULL CHAIN
EXTENSION**



EC 5260

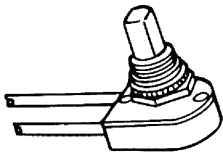
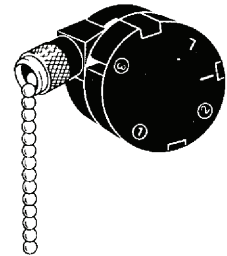
PULL SWITCH



EC 5261

3 SPEEN FAN SWITCH

EC 5270

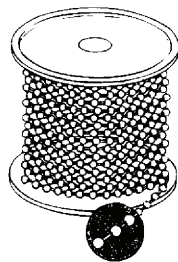


PUSH SWITCH

EC 5275

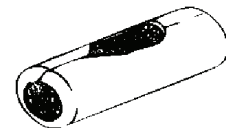
BEADED CHAIN

EC 5271



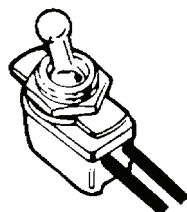
BEADED CHAIN CONNECTOR

EC 5272



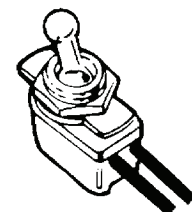
TOGGLE SWITCH 2 WAY

EC 5273

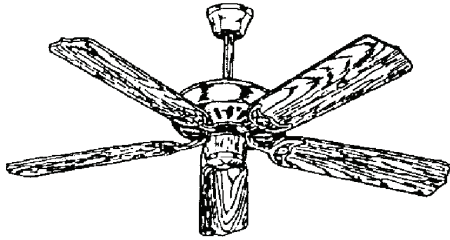


TOGGLE SWITCH 250 V 10A

EC 5274



CEILING FANS



52" white fan with polished brass hardware.
EC 5264

52" white fan with white hardware.
EC 5265

FLAME TIP BULBS



- EC 5312** 40 W CB Frosted
- EC 5313** 40 W CB Clear
- EC 5314** 40 W SB Frosted
- EC 5315** 40 W SB Clear

BULBS




- EC 5300** 40 Watt Clear
- EC 5303** 60 Watt Clear
- EC 5302** 60 Watt Frosted
- EC 5305** 75 Watt Clear
- EC 5304** 75 Watt Frosted
- EC 5307** 100 Watt Clear
- EC 5306** 100 Watt Frosted
- EC 5309** 150 Watt Clear

HOLLYWOOD BULBS

G 16 1/2 Candelabra base

- EC 5317** 40 Watt Frosted
- EC 5318** 40 Watt Clear




G 25 3" bulbs

- EC 5319** 40 Watt Frosted
- EC 5320** 40 Watt Clear
- EC 5321** 60 Watt Frosted

GLOBE A LITE

G- 40 5" Frosted 60 Watt bulb


EC 5322



YELLOW BUG LIGHT


60 Watt

EC 5324



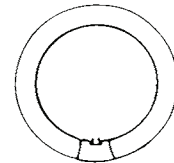
APPLIANCE BULB

EC 5325



ROUND FLUORESCENT

EC 5335 22
EC 5336 32




U BEND LIGHT

EC 5337

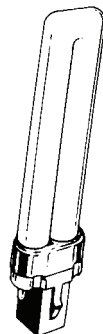


FLUORESENT BULBS



COMPACT FLUORESENT BULBS

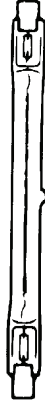
EC 5340	5 Watt
EC 5341	7 Watt
EC 5342	9 Watt
EC 5343	13 Watt
EC 5344	13 Watt Quad



EC 5328	15"
EC 5329	18"
EC 5330	24"
EC 5331	36"
EC 5332	48"
EC 5333	8'

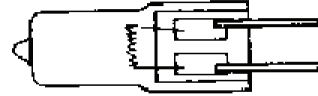
HALOGEN BULBS

- EC 5347** 150 W T 2 1/2
- EC 5349** 300 Watt
- EC 5350** 500 Watt
- EC 5353** 1500 Watt



JC HALOGEN

- EC 5354**



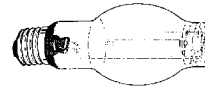
EXIT LAMP BULB

- EC 5355** 20 Watt




HIGH PRESSURE SODIUM BULBS

- EC 5360** 35 Watt
- EC 5361** 70 Watt
- EC 5363** 100 Watt
- EC 5365** 150 Watt Med base
- EC 5366** 150 Watt Mogul base



MERCURY VAPOR BULBS

- EC 5369** 100 Watt
- EC 5370** 175 Watt

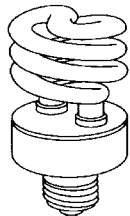


METAL HALIDE BULBS

- EC 5371** 50 Watt
- EC 5372** 70 Watt
- EC 5373** 100 Watt
- EC 5375** 175 Watt
- EC 5376** 175 Watt Mogul Base
- EC 5377** 250 Watt
- EC 5378** 400 Watt
- EC 5380** 1000 Watt

SPIRAL BULBS

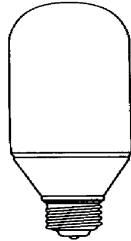
- EC 5386** 15 Watt
- EC 5387** 20 Watt
- EC 5389** 23 Watt
- EC 5356** 15 Watt Mini



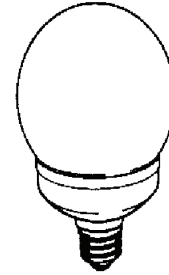
TUBULAR BULB

15 / 60 soft white

EC 5388



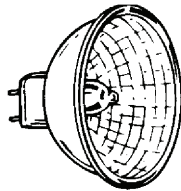
GLOBE BULB



FLOOD BULB

MR 16

EC 5390



EC 5382 15 / 60 Soft White

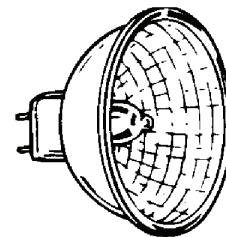
EC 5383 15 / 60 Daylight

EC 5384 28 / 90 Soft White

EC 5385 28 / 90 Daylight

FLOOD BULBS

- EC 5391** BR 30 65 Watt Indoor
- EC 5393** BR 40 75 Watt Indoor
- EC 5394** BR 40 150 Watt Indoor
- EC 5397** PAR 38 75 Watt Outdoor
- EC 5398** PAR 38 150 Watt Outdoor



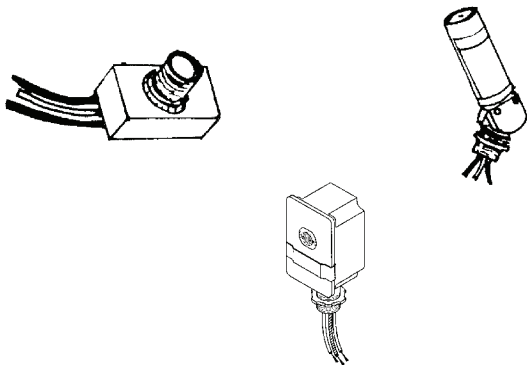
FLOURESCENT STARTERS

EC 5417 FS 4

EC 5418 FS 2




PHOTO CELLS



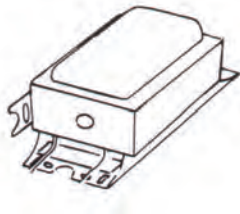
- EC 5420** Boxed
- EC 5425** Swivel
- EC 5426** Twist lock
- EC 5427** 1200 Watt
- EC 5428** 1800 Watt

METAL HALIDE BALLAST



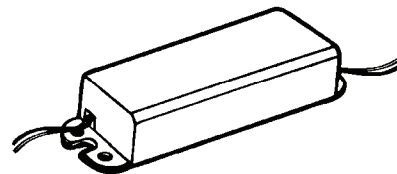
- EC 5458** 50 Watt
- EC 5459** 70 Watt
- EC 5460** 100 Watt
- EC 5461** 175 Watt
- EC 5462** 250 Watt
- EC 5463** 400 Watt
- EC 5469** 1000 Watt

COMPACT FLUORESCENT BALLASTS



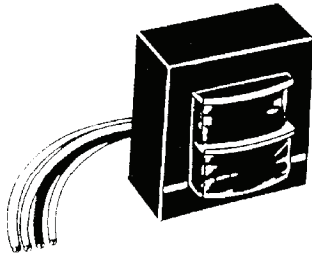
- EC 5482** 13 Watt Ballast
- EC 5485** 15-25 Watt Ballast
- EC 5487** 5-7-9 Watt Ballast
- EC 5488** 5-7-9-13 Socket
- EC 5489** 9 Watt Socket
- EC 5491** 5 Watt Adapter

FLUORESCENT BALLASTS



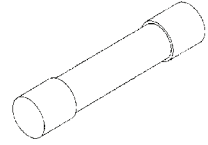
- EC 5475** 1 Bulb 4 Ft.
- EC 5476** 2 Bulb 4 Ft.
- EC 5478** 1 Bulb 8 Ft.
- EC 5479** 2 Bulb 8 Ft.

HIGH PRESSURE SODIUM BALLAST



EC 5496	35 Watt
EC 5492	50 Watt
EC 5495	70 Watt
EC 5493	100 Watt
EC 5494	150 Watt
EC 5497	Iginator

FUSES



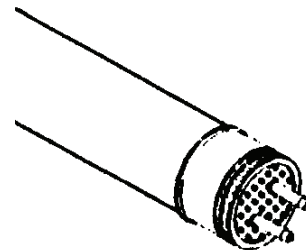
EC 5440	5 Amp.	Glass fuse
EC 5441	10 Amp.	Glass fuse
EC 5442	15 Amp	Fuse cart.
EC 5443	20 Amp.	Fuse cart.
EC 5444	30 Amp.	Fuse cart
EC 5445	40 Amp.	Fuse cart
EC 5446	60 Amp.	Fuse cart.
EC 5447	Assortment	Car type
EC 5508		Glass Plug
EC 5509	15 Amp.	Glass Fuse

BATTERIES



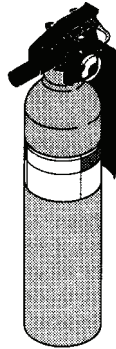
EC 5400	AAA	Pkg. of 4
EC 5401	AA	Pkg. of 4
EC 5402	C cell	Pkg. of 2
EC 5403	D cell	Pkg. of 2
EC 5405	6 Volt	Each
EC 5406	9 Volt HD	Pkg. of 12
EC 5407	9 Volt	Pkg. of 2

MED BI PIN TOMBSTONE



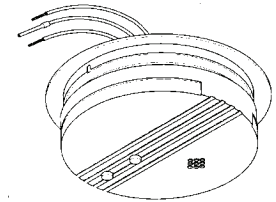
EC 5326

**FIRE
EXTINGUISHER**




EC 5414

SMOKE ALARMS




- EC 5410** 9 Volt
- EC 5411** 120 Volt
- EC 5412** AC DC

DISCONNECT BOX
60 Amp



EC 5505

PANEL BOX

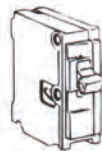



EC 5506

PLUG IN BREAKERS

SINGLE POLE

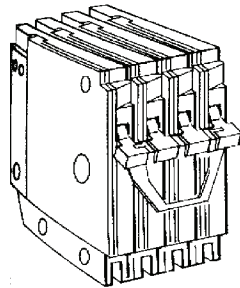
- EC 5510** 15 Amp
- EC 5512** 15 Amp Double trip
- EC 5515** 20 Amp
- EC 5517** 20 Amp Double trip
- EC 5520** 30 Amp
- EC 5522** 30 Amp Double trip



DOUBLE POLE

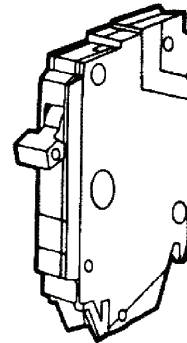
- EC 5511** 15 Amp
- EC 5516** 20 Amp
- EC 5518** 25 Amp
- EC 5521** 30 Amp
- EC 5525** 40 Amp
- EC 5527** 50 Amp
- EC 5530** 60 Amp
- EC 5535** 100 Amp
- EC 5540** 125 Amp Main

QUAD BREAKERS



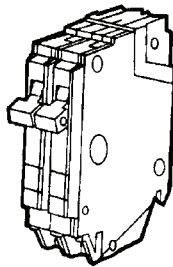
EC 5545	20-30 Amp
EC 5547	20-40 Amp
EC 5548	20-50 Amp
EC 5550	30-30 Amp
EC 5552	30-40 Amp
EC 5553	30-50 Amp

GE SINGLE POLE SLIM BREAKERS



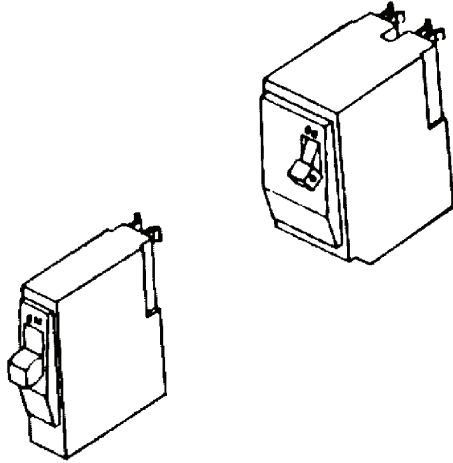
EC 5554	15 Amp
EC 5556	20 Amp
EC 5558	30 Amp
EC 5559A	50 Amp

GE DOUBLE POLE SLIM BREAKERS



EC 5555	15 Amp
EC 5557	20 Amp
EC 5559	30 Amp
EC 5561	40 Amp
EC 5562	50 Amp

CAUDILL
SUPPLY, Inc.



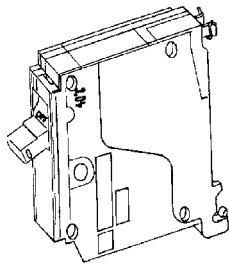
SQUARE D SINGLE POLE

EC 5565	15 Amp
EC 5567	20 Amp
EC 5571	30 Amp

SQUARE D DOUBLE POLE

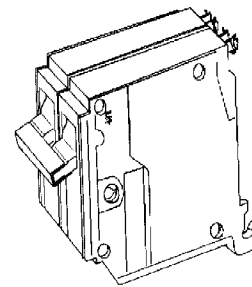
EC 5568	15 Amp
EC 5569	20 Amp
EC 5570	25 Amp
EC 5573	30 Amp
EC 5574	35 Amp
EC 5575	40 Amp
EC 5577	50 Amp
EC 5579	60 Amp
EC 5581	70 Amp
EC 5590	100 Amp
EC 5593	150 Amp
EC 5595	200 Amp

CUTLER HAMMER SINGLE POLE



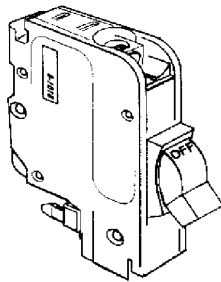
EC 5600	15 Amp
EC 5602	20 Amp
EC 5606	30 Amp
EC 5610	40 Amp
EC 5622	125 Amp

CUTLER HAMMER DOUBLE POLE



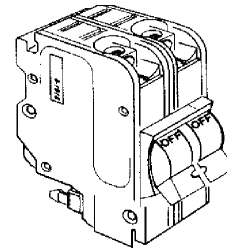
EC 5604	20 Amp
EC 5608	30 Amp
EC 5612	40 Amp
EC 5613	50 Amp
EC 5620	100 Amp

**FEDERAL PACIFIC SINGLE POLE
 SLIM**



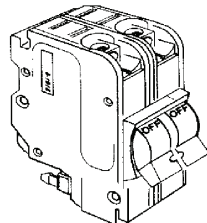
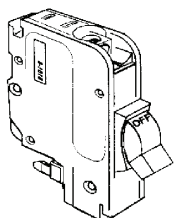
- EC 5627** 15 Amp
- EC 5630** 20 Amp
- EC 5635** 30 Amp

**FEDERAL PACIFIC DOUBLE POLE
 SLIM**



- EC 5632** 20 Amp
- EC 5639** 30 Amp
- EC 5643** 40 Amp
- EC 5647** 50 Amp

FEDERAL PACIFIC SINGLE POLE

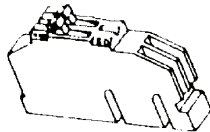


- EC 5625** 15 Amp
- EC 5629** 20 Amp
- EC 5633** 30 Amp
- EC 5640** 40 Amp

FEDERAL PACIFIC DOUBLE POLE

- EC 5631** 20 Amp
- EC 5637** 30 Amp
- EC 5641** 40 Amp
- EC 5645** 50 Amp
- EC 5649** 60 Amp
- EC 5651** 70 Amp
- EC 5655** 100 Amp
- EC 5657** 100 Amp Bolt
- EC 5658** 125 Amp
- EC 5659** 125 Amp Bolt
- EC 5666** 150 Amp

ZINSCO SINGLE POLE



- EC 5672** 15 Amp
- EC 5677** 20 Amp
- EC 5681** 30 Amp

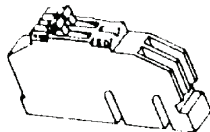
BLANK OFF BLANKS



- EC 5501** SQ. D.
- EC 5502** 1/2 SPACE
- EC 5503** F.P.
- EC 5504** PLUG IN

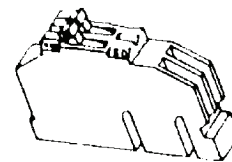
ZINSCO DOUBLE POLE

- EC 5674** 15 Amp
- EC 5678** 20 Amp
- EC 5680** 30 Amp
- EC 5684** 40 Amp
- EC 5688** 50 Amp
- EC 5692** 60 Amp
- EC 5695** 70 Amp
- EC 5697** 100 Amp
- EC 5698** 100 Amp Bolt
- EC 5699** 125 Amp

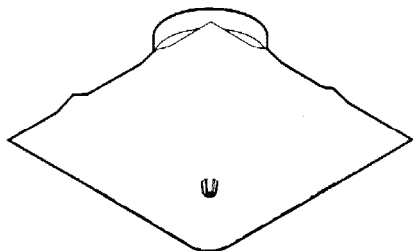


ZINSCO DOUBLE POLE SLIM

- EC 5676** 15 Amp
- EC 5679** 20 Amp
- EC 5682** 30 Amp
- EC 5686** 40 Amp
- EC 5690** 50 Amp
- EC 5693** 60 Amp

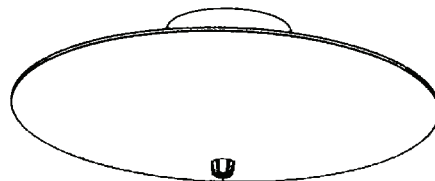


CEILING FIXTURE SQUARE




EC 5700

CEILING FIXTURE ROUND




EC 5702

BEDROOM FIXTURE W/O GLASS



EC 5703

SOCKET



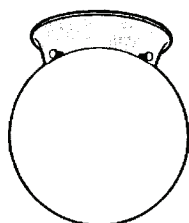
EC 5705

SOCKET EXTENSION



EC 5706


6" ROUND FIXTURE



EC 5710 White

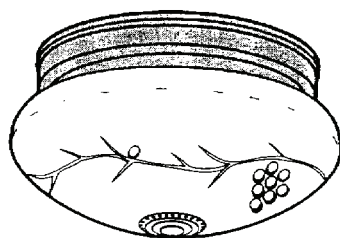
**CAUDILL
SUPPLY, Inc.**

LAMPHOLDER W/CHAIN



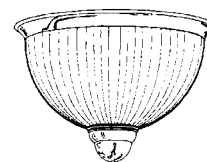
EC 5714

GRAPE FIXTURE 6"



EC 5720

DOME FIXTURE




EC 5728

11"

EC 5729

13"

MUSHROOM FIXTURE



EC 5715

6"

EC 5718

6" Ribbed

EC 5716

8"

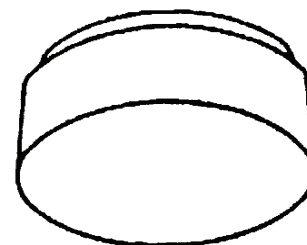
EC 5717

10"

EC 5719

10" 13 Watt

DRUM FIXTURE



EC 5725

6"


EC 5726

8"

EC 5727

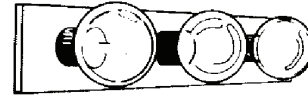
10"

CHANNEL LIGHT




EC 5732	7"
EC 5734	15"
EC 5736	24"
EC 5738	36"
EC 5740	48"

STRIP LIGHT FIXTURE




EC 5744	3 Bulb	Polished Brass
EC 5745	3 Bulb	Chrome
EC 5747	4 Bulb	Polished Brass
EC 5748	4 Bulb	Chrome
EC 5750	5 Bulb	Chrome
EC 5754	6 Bulb	Polished Brass
EC 5755	6 Bulb	Chrome
EC 5757	8 Bulb	Polished Brass

FLUORESCENT FIXTURE



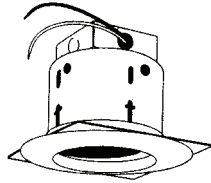
EC 5775	4'	2 Bulb
EC 5776	4'	4 Bulb
EC 5777	8'	2 Bulb

TULIP FIXTURE




EC 5760	1 Bulb
EC 5761	2 Bulb

RECESSED HOUSING



EC 5778

BAFFLE WHITE 7" R30



EC 5779

SWAG KIT



EC 5780

White

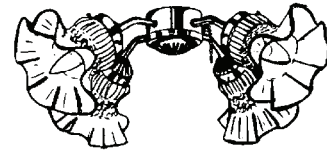
EC 5781

Polished Brass

EC 5782

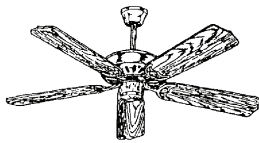
Antique Brass

TULIP FAN LIGHT KIT



EC 5784

CEILING FAN LIGHT KIT



EC 5785

Complete Fixture

EC 5786

Fixture w/o Globe

CONE PENDANT FIXTURE



EC 5789

5 LIGHT CHANDELIER



EC 5788

WICKER PENDANT FIXTURE



EC 5790

OCTAGON CEILING FIXTURE



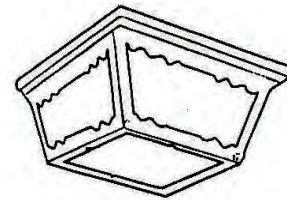
EC 5791

RIBBED GLASS CHANDELIER



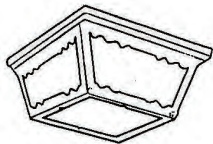
EC 5792

10 1/4" EXTERNAL SQUARE FIXTURE



EC 5802

8 1/4" BALCONY CEILING FIXTURE




EC 5803

**13W 11" CEILING FIXTURE
26W 14" CEILING FIXTURE**



EC 5808 11"
EC 5809 14"

9W CEILING FIXTURE



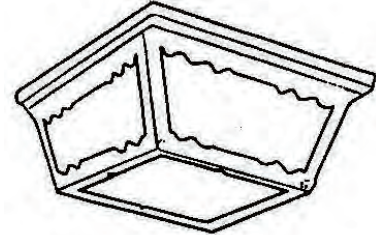
EC 5807

13-26W FIXTURE LENS COVER



EC 5989 11"
EC 5990 14"


SQUARE PL 13W FIXTURE



EC 5810

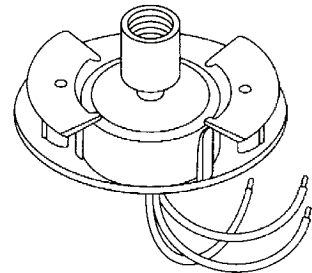
EC

JAR CEILING FIXTURE



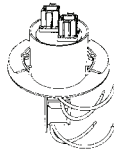
EC 5811

5 1/4" LAMP POST TOP



EC 5815

POST FITTER



EC 5816

13 Watt PL

EC 5817

13 Watt 2 Bulb

OUTDOOR FLOOD FIXTURE



EC 5857

CARRIAGE POST FIXTURE



EC 5820

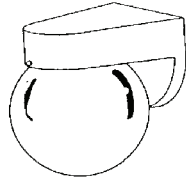
LAMP POST



EC 5828

ROUND PORCH FIXTURE

EC 5830 Black
EC 5831 White



BLACK JELLY PORCH FIXTURE

EC 5829




CARRIAGE PORCH FIXTURE

EC 5835




13 W PL PORCH FIXTURE

EC 5832



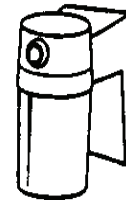
EXIT LIGHT FIXTURE

EC 5838




9 WATT BLACK WALL FIXTURE

EC 5837



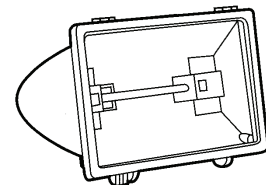
EXIT LIGHT W/ BATTERY

EC 5842



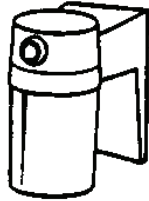
HALOGEN FIXTURE

EC 5880 500 Watt
EC 5881 300 Watt



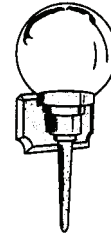
13 WATT FIXTURE W/ PHOTO-CELL

EC 5841



6" TORCH FIXTURE W/6" BALL GLOBE

EC 5845



**Can't Find What You're Looking For?
Call Our Helpful Staff!**

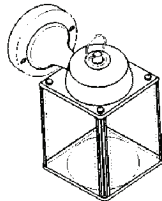
COACH BRASS FIXTURE

EC 5848



BRASS PORCH FIXTURE

EC 5849



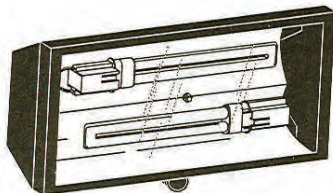
RIBBED WALL FIXTURE

EC 5850



14 WATT OUTDOOR FIXTURE

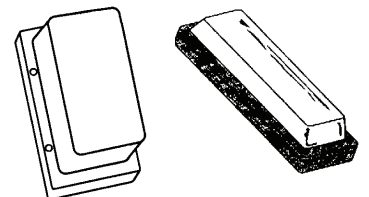
EC 5877



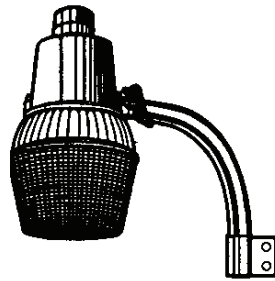
13W RECTANGULAR WALL FIXTURE

EC 5839 1 Bulb

EC 5883 2 Bulb

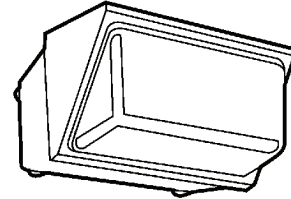


MERCURY VAPOR FIXTURE




EC 5887

**METAL HALIDE WALL PACK
175 WATT**



EC 5889


METAL HALIDE FIXTURE



EC 5890 400 Watt

EC 5891 250 Watt

HIGH PRESSURE SODIUM FIXTURE



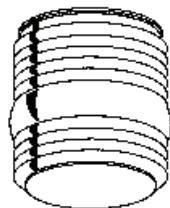
EC 5893 70 Watt Retrofit

EC 5894 100 Watt

EC 5895 150 Watt

EC 5897 1000 Watt

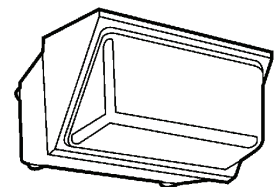
JELLY JAR GLOBE



EC 5900 Glass

EC 5901 Plastic

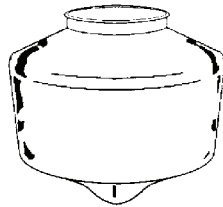
**HIGH PRESSURE SODIUM WALL
PACK**



EC 5885 100 Watt

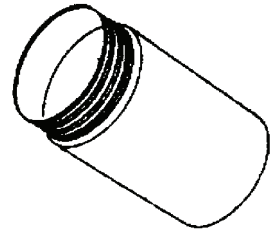
EC 5886 150Watt

SCHOOLHOUSE GLOBE WHITE



EC 5903

GLOBE W/ 6" X 3 1/4" FITTER



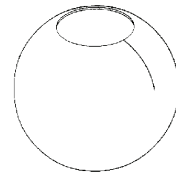
EC 5905

ETCHED GLOBE 1 5/8" X 5"



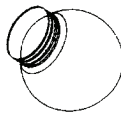
EC 5907

WHITE GLASS BALL GLOBE



EC 5908

POLY BALL GLOBE



EC 5910 6" w/ 3 1/4" Fitter

EC 5911 6" Threaded

EC 5925 8" w/ 4" Fitter

EC 5930 12" White w/ neck

EC 5931 12" White

EC 5932 12" Clear

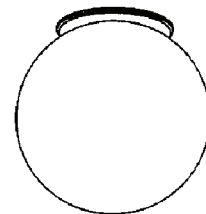
EC 5933 12" Bronze w/ neck

EC 5934 12" Smoke

EC 5936 18" white



6" GLASS GLOBE



EC 5915 White

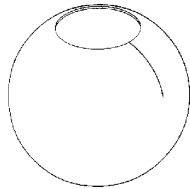
EC 5916 White Threaded
3 1/4"

EC 5918 Clear

EC 5920 Amber

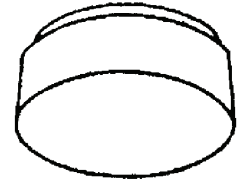
EC 5922 Smoke Threaded

8" GLASS GLOBE NECKLESS



EC 5927

DRUM GLOBE




EC 5940 6"

EC 5941 8"

EC 5942 10"

EC 5943 12"

CHANNEL GLOBE



EC 5944 7"

EC 5945 15"

EC 5947 24"

MUSHROOM GLOBE

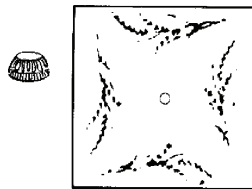


EC 5954 6"

EC 5956 6" Plastic

EC 5958 11" Plastic

DIFFUSER



EC 5970 12" Square


EC 5971 12" Round

6" GRAPE GLOBE FROST



EC 5950

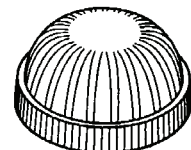
LIGHT PANEL



EC 5980 2x4

EC 5981 Egg

CAP NUT



EC 5969

