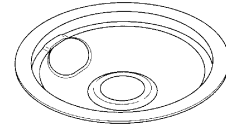
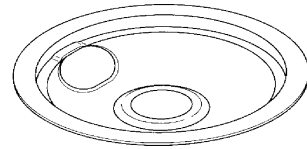


UNIVERSAL DRIP PANS

6" Combination drip pan
AP 1460



8" Combination drip pan
AP 1461



GE DRIP PANS AND RINGS

6" GE drip pan
AP 1452



6" GE drip pan ring
AP 1458

8" GE drip pan
AP 1455



8" GE drip pan ring
AP 1459

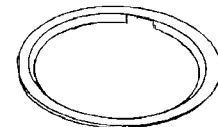
UNIVERSAL DRIP PANS AND RINGS

6" Universal drip pan
AP 1452



6" Universal drip pan ring
AP 1456

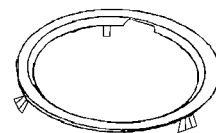
8" Universal drip pan
AP 1453



8" Universal drip pan ring
AP 1457

FRIGIDAIRE HINGED TRIM RINGS

6" Trim ring
AP 1456F

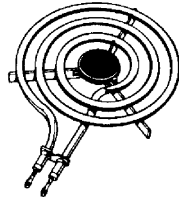


8" Trim ring
AP 1457F

**ELECTRIC RANGE
ELEMENT**

6" Plug-In surface burner
AP 1462

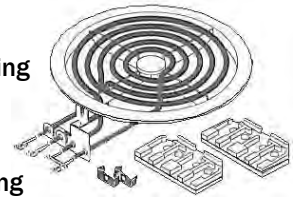
8" Plug-In surface burner
AP 1463



**GE ELECTRIC RANGE
ELEMENT W/RING**

6" Wire-In surface burner w/ ring
AP 1462R

8" Wire-In surface burner w/ring
AP 1463R



**GE ELECTRIC RANGE
ELEMENT W/O RING**

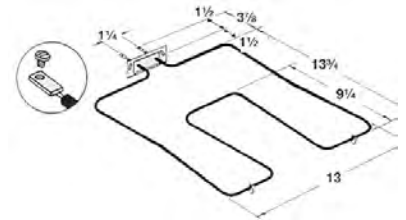
6" Screw-in surface burner without
ring
AP 1462NR

8" Screw-in surface burner without ring
AP 1463NR



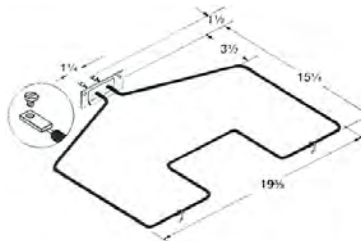
BAKE ELEMENT 13 1/2"

AP 1501B



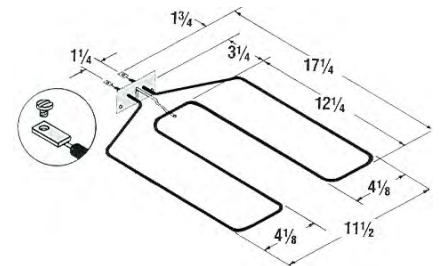
GE BAKE ELEMENT

AP 1501



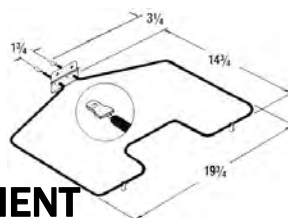
GE BROIL ELEMENT

AP 1502



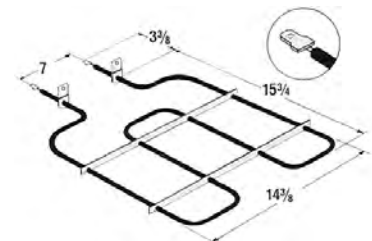
KENMORE BAKE ELEMENT

AP 1501A



KENMORE BROIL ELEMENT

AP 1502K

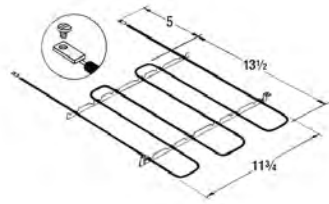


ROPER BAKE ELEMENT

AP 1501R

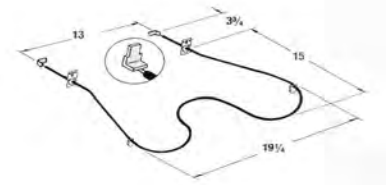
KENMORE WIDE BROIL ELEMENT

AP 1500



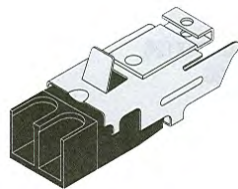
KENMORE WIDE BAKE ELEMENT

AP 1499



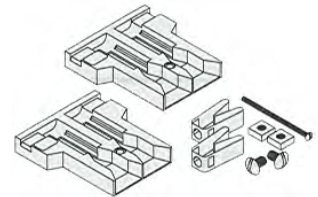
ELEMENT PLUG IN BLOCK

AP 1503



GE TERMINAL BLOCK


AP 1503A



RANGE CORD

4 Wire, UL listed range cord

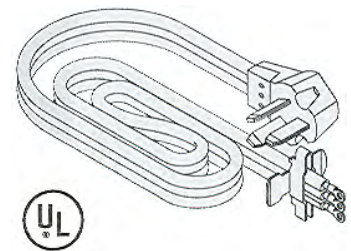
AP 1503B



RANGE CORD

3 Prong, UL listed range cord

AP 1503C



APPLIANCE WIRE

14 G wire, 25' B/R/W

AP 1503W



RANGE RECEPTICAL

AP 1590



RANGE RECEPTICAL (BOXED)

Surface mount

AP 1591



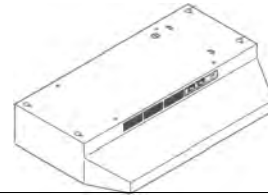
30" DUCT FREE RANGE HOODS

White range hood

AP 1557

Almond range hood

AP 1558




RANGE HOOD FILTERS

8 3/4" x 10 1/2"

AP 1559

9" x 9" x 3/8"

AP 1559A




OVEN THERMOSTAT

GE oven thermostat

AP 1550

Universal oven thermostat

AP 1551



OVEN THERMOSTAT

Whirlpool oven thermostat

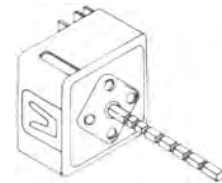
AP 1565



SURFACE ELEMENT SWITCH

Push and turn

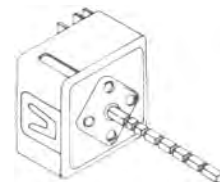
AP 1550S



SURFACE ELEMENT SWITCH

Rotary type for GE/Hotpoint

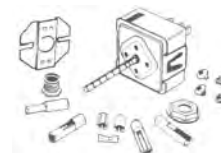
AP 1550T



SURFACE ELEMENT SWITCH

Universal rotary type switch

AP 1550U



UNIVERSAL SURFACE BURNER KNOBS

AP 1490



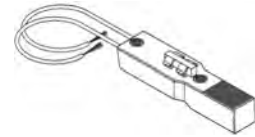
UNIVERSAL OVEN CONTROL KNOB

AP 1492



WHIRLPOOL INDICATOR LIGHT

AP 1472



OVEN INDICATOR LENS

AP 1473



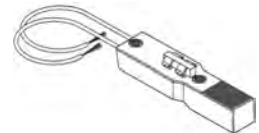
OVEN THERMOMETER

AP 1497



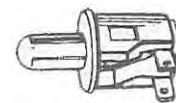
GE INDICATOR LIGHT

AP 1471



FAN-LIGHT SWITCH

AP 1560



FAN-LIGHT SWITCH ROCKER

AP 1561

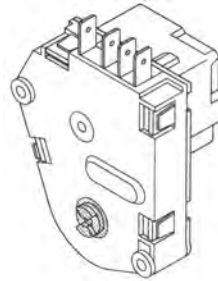


DEFROST TIMERS

GE defrost timer
AP 1505

Frigidaire defrost timer
AP 1505F

Admiral defrost timer
AP 1505M



Whirlpool defrost timer
AP 1505T

Westinghouse defrost timer
AP 1505W

COLD CONTROLS



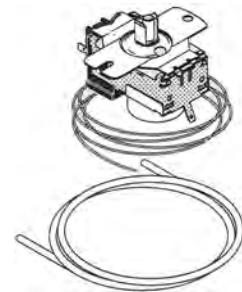
GE cool control
AP 1505G

Amana cool control
AP 1505S

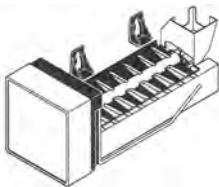
Frigidaire cool control
AP 1505H

Universal cool control
AP 1505R

WHIRLPOOL COLD CONTROL



AP 1505P



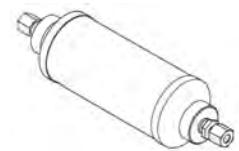
ICE MAKERS

GE Ice maker
AP 1556

Universal Ice maker
AP 1555

ICE MAKER FILTER

AP 1554



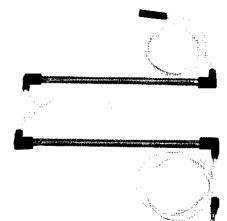
DEFROST THERMOSTAT

AP 1504

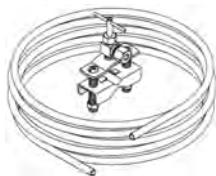


DEFROST HEATERS UNIV.

AP 1504H



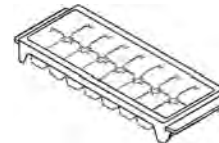
ICE MAKER KITS



Ice maker kit brass supply line
AP 1556C

Ice maker kit plastic supply line
AP 1556P

ICE CUBE TRAYS



Sold in packs of three (3)
AP 1556T

REFRIGERATOR HARD START



AP 1570

THERMOMETERS



Refrigerator thermometer
AP 1496

Freezer / refrigerator thermometer
AP 1498

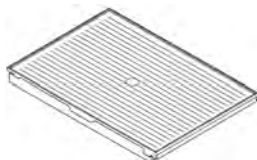
APPLIANCE TOUCH UP PAINT

White touch up
AP 1510

Almond touch up
AP 1511



CRISPER COVERS



Call with model number for proper replacement.

AP 1593

DRYER OUTLET

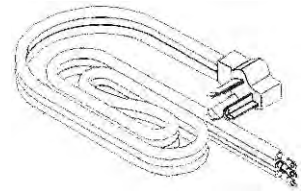
3 Prong receptacle

AP 1592



DRYER CORDS

3 Prong dryer cord
AP 1543B

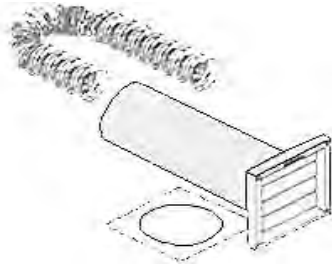


4 prong dryer cord
AP 1543A



DRYER VENT KIT

AP 1540



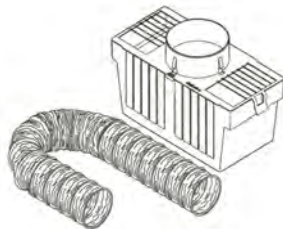
DRYER VENT PIPE

AP 1541



LINT TRAP KIT

AP 1543



GE DRYER RESTRING KIT

AP 1549

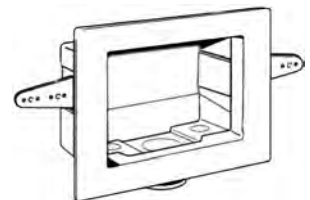


WHIRLPOOL RESTRING KIT

AP 1548



WASHING MACHINE OUTLET BOX
AP 1539



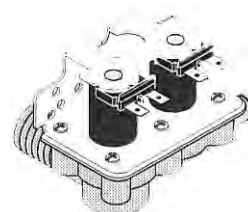
WASHING MACHINE HOSE

AP 1545



WASHING MACHINE FILL VALVE

AP 1538



GE DISHWASHER IMPELLER & SEAL

AP 1530



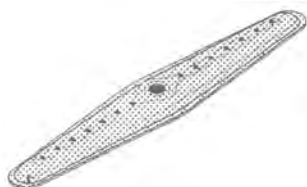
72" DISHWASHER HOSE

AP 1546



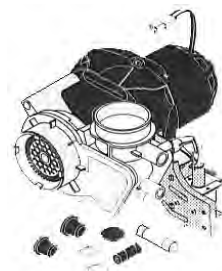
DISHWASHER SPRAY ARM

AP 1506S



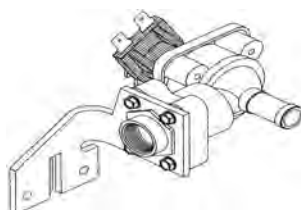
GE MOTOR/PUMP

AP 1509



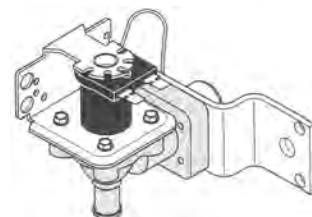
GE DISHWASHER FILL VALVE

AP 1531X




WHIRLPOOL D/W FILL VALVE

AP 1531W



BATHROOM EXHAUST FAN

AP 1575



VENT FAN MOTOR 510

AP 1579



VENT FAN MOTOR 509

AP 1580



VENT FAN MOTOR KIT J670

AP 1584



VENT FAN MOTOR KIT J575

AP 1585



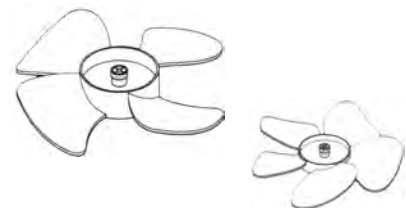
VENT FAN BLADES

AP 1587

Large

AP 1588

Regular



APPLIANCE MOTOR

AP 1581

9 Watt C.W.

AP 1582

4 Watt C.C.W.

AP 1583

4 Watt C.W.

